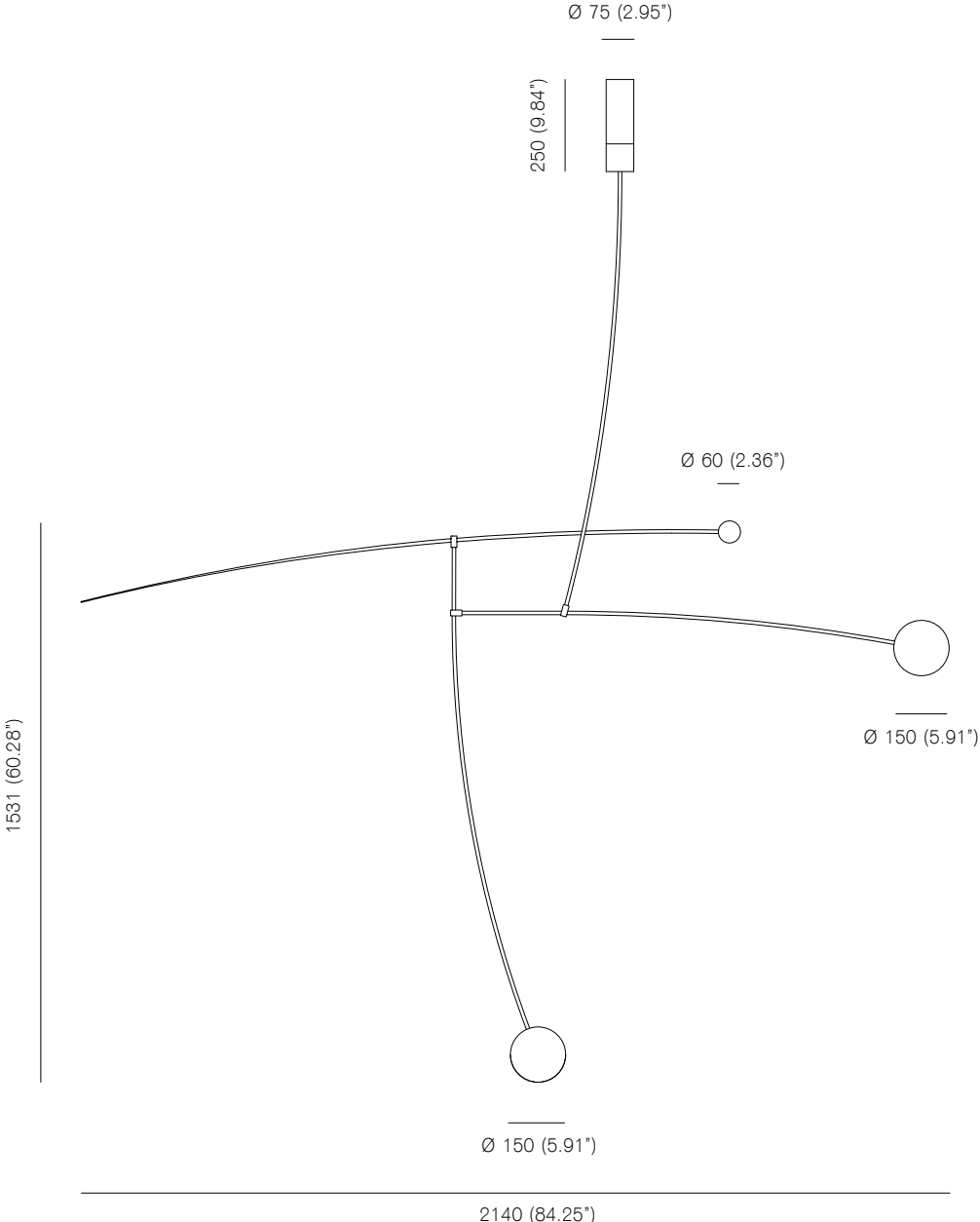


MICHAEL ANASTASSIADES

Mobile Chandelier 14, 2019



Mobile Chandelier 14, 2019
Black patinated brass
Mouth blown opaline sphere
Pendant rod length to order



Due to the handmade nature of this product dimensions may vary up to 10% for balancing purposes.

Bulb specifications

Bulb specifications 120 / 240V
Integrated LED, 9W for Ø 150mm sphere
800lm / 2700K

Integrated LED, 3W for Ø 60mm sphere
350lm / 2700K

Product specifications

Input voltage: 120V / 240V
Maximum wattage: 23W
Dimmable: yes
Product weight: ~15kg

Please supply required drop length of fixture, measured from the ceiling to bottom fitting at time of order.
Drop length over 2500mm may result in a slight decrease of light intensity.
A short ceiling rose is available with remote transformer.
Please allow 25mm tolerance of drop length.

120V version supplied with Mud-in-Plate.
4" junction box cover option available on request.

Cleaning Instructions

Before cleaning, lighting fixtures must be turned off and unplugged from mains electricity. Whilst cleaning them please be extremely careful and use the white cotton gloves provided in the product box.

Black patinated: Use a lightly damp soft dust cloth and gently go over marks until clean. Dry it afterwards with a soft dust cloth. Make sure the product is completely dry before switching the electricity on.

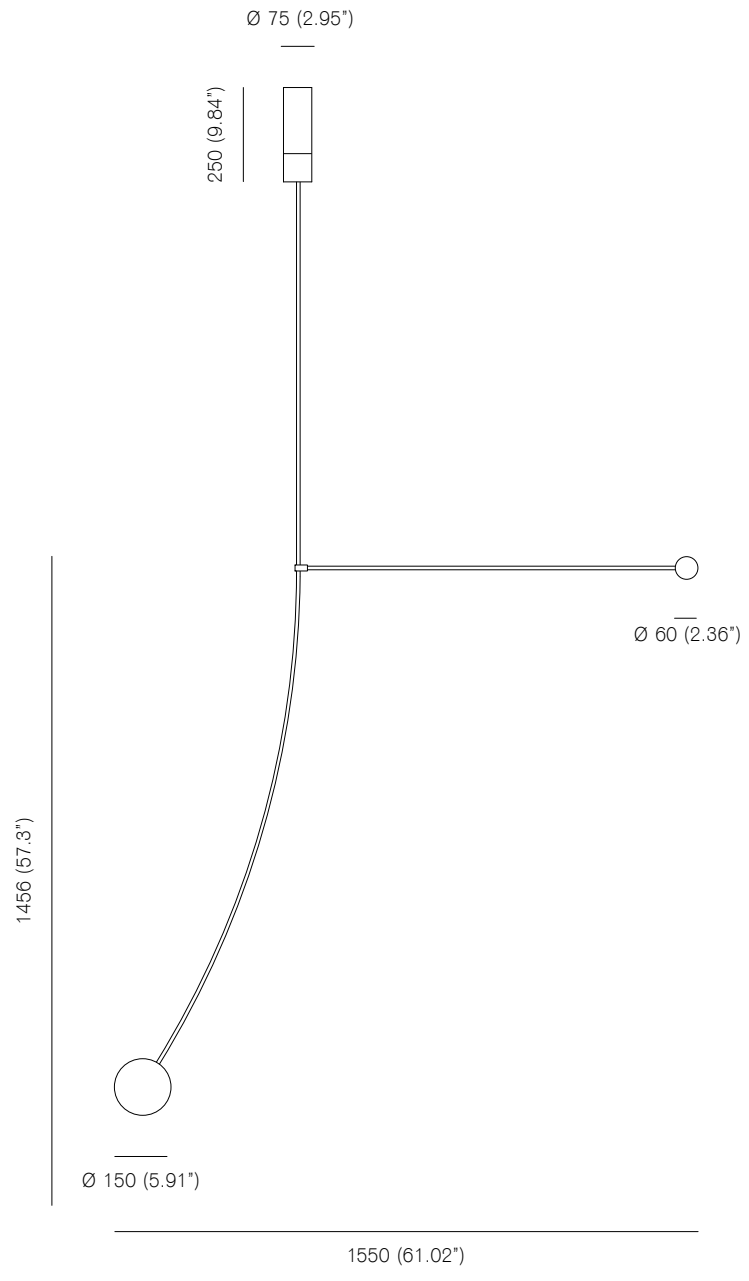
Opaline glass: Remove the opaline glass sphere from the product. Using a lightly damp cloth, clean only the outside of the sphere and dry it with a dry soft dust cloth. Only put the glass sphere back on the product once it is fully dry.

MICHAEL ANASTASSIADES

Mobile Chandelier 15, 2019



Mobile Chandelier 15, 2019
Black patinated brass
Mouth blown opaline sphere
Pendant rod length to order



Due to the handmade nature of this product dimensions may vary up to 10% for balancing purposes.

Bulb specifications

Bulb specifications 120 / 240V
Integrated LED, 9W for Ø 150mm sphere
800lm / 2700K

Integrated LED, 3W for Ø 60mm sphere
350lm / 2700K

Product specifications

Input voltage: 120V / 240V
Maximum wattage: 13W
Dimmable: yes
Product weight: ~15kg

Please supply required drop length of fixture, measured from the ceiling to bottom fitting at time of order.
Drop length over 2500mm may result in a slight decrease of light intensity.
A short ceiling rose is available with remote transformer.
Please allow 25mm tolerance of drop length.

120V version supplied with Mud-in-Plate.
4" junction box cover option available on request.

Cleaning Instructions

Before cleaning, lighting fixtures must be turned off and unplugged from mains electricity. Whilst cleaning them please be extremely careful and use the white cotton gloves provided in the product box.

Black patinated: Use a lightly damp soft dust cloth and gently go over marks until clean. Dry it afterwards with a soft dust cloth. Make sure the product is completely dry before switching the electricity on.

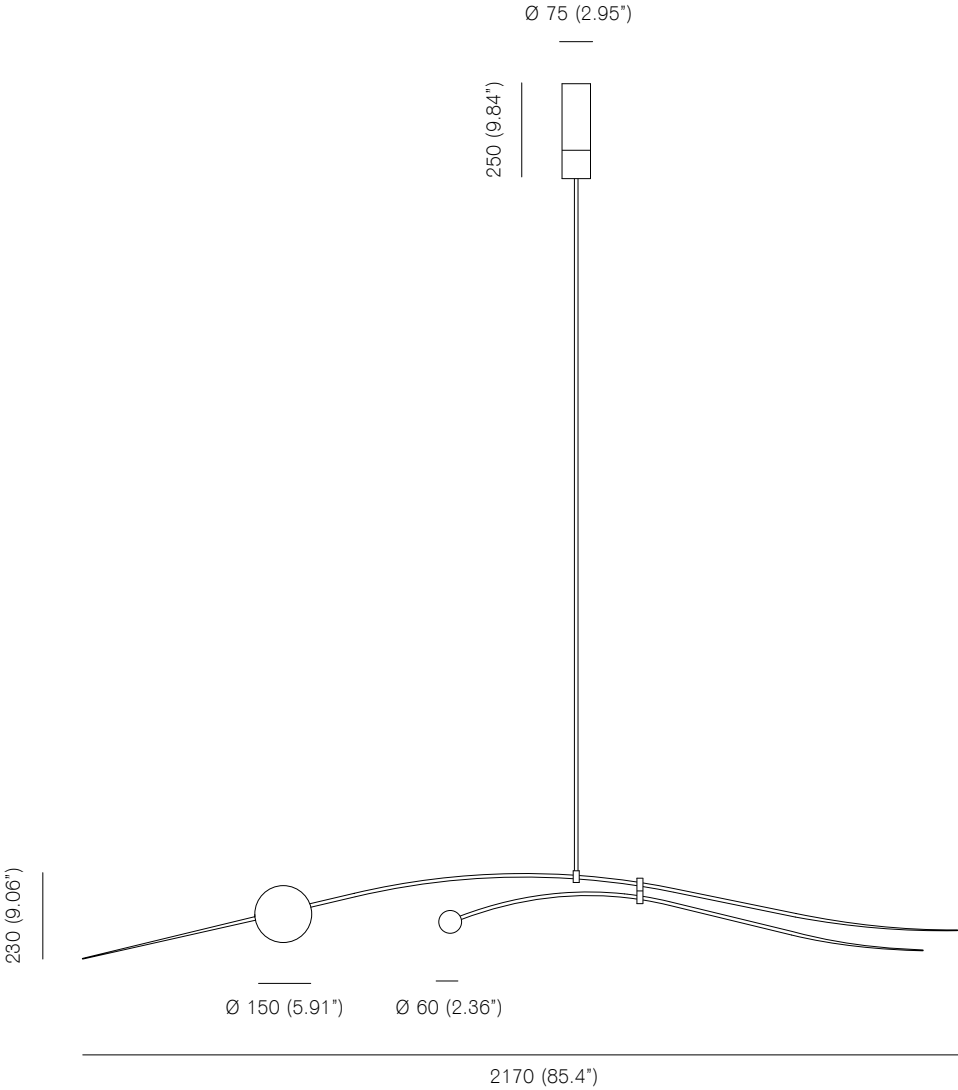
Opaline glass: Remove the opaline glass sphere from the product. Using a lightly damp cloth, clean only the outside of the sphere and dry it with a dry soft dust cloth. Only put the glass sphere back on the product once it is fully dry.

MICHAEL ANASTASSIADES

Mobile Chandelier 16, 2019



Mobile Chandelier 16, 2019
Black patinated brass
Mouth blown opaline sphere
Pendant rod length to order



Due to the handmade nature of this product dimensions may vary up to 10% for balancing purposes.

Bulb specifications

Bulb specifications 120 / 240V
Integrated LED, 9W for Ø 150mm sphere
800lm / 2700K

Integrated LED, 3W for Ø 60mm sphere
350lm / 2700K

Product specifications

Input voltage: 120V / 240V
Maximum wattage: 13W
Dimmable: yes
Product weight: ~15kg

Please supply required drop length of fixture, measured from the ceiling to bottom fitting at time of order.
Drop length over 2500mm may result in a slight decrease of light intensity.
A short ceiling rose is available with remote transformer.
Please allow 25mm tolerance of drop length.

120V version supplied with Mud-in-Plate.
4" junction box cover option available on request.

Cleaning Instructions

Before cleaning, lighting fixtures must be turned off and unplugged from mains electricity. Whilst cleaning them please be extremely careful and use the white cotton gloves provided in the product box.

Black patinated: Use a lightly damp soft dust cloth and gently go over marks until clean. Dry it afterwards with a soft dust cloth. Make sure the product is completely dry before switching the electricity on.

Opaline glass: Remove the opaline glass sphere from the product. Using a lightly damp cloth, clean only the outside of the sphere and dry it with a dry soft dust cloth. Only put the glass sphere back on the product once it is fully dry.

Michael Anastassiades' design philosophy is to preserve the inherent qualities of given material. All of our products are handmade and come in natural finishes, exposed to the elements without any protective lacquers. We look at oxidation as part of a process that adds to the patina of an object, increasing beauty with time. We try our best for all goods to leave our premises in pristine condition, but sometimes products may arrive with minor oxidation marks.

Whilst every effort is made to ensure accurate representation of product colours, finishes and dimensions, Michael Anastassiades Ltd reserves the right to alter these details without notice, in compliance with its own production needs, technological changes or in response to the current market needs. Colour swatches are for reference only; Michael Anastassiades Ltd cannot guarantee exact colour match for any product finishes.

All designs are protected under copyright law. Michael Anastassiades holds the exclusive manufacturing and distribution rights worldwide. Copying will be prosecuted.

Michael Anastassiades Ltd.
50 Rochester Pl, London NW1 9JX, UK
T +44 (0)20 7928 7527
sales@michaelanastassiades.com
www.michaelanastassiades.com
© 2019 Michael Anastassiades Ltd. All rights reserved.